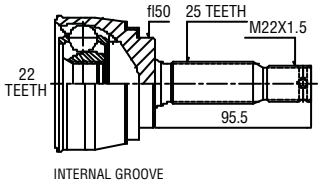


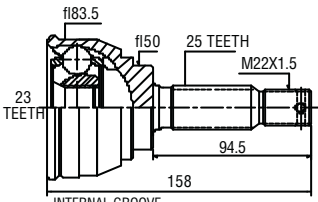


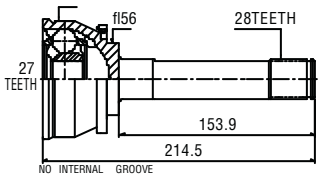


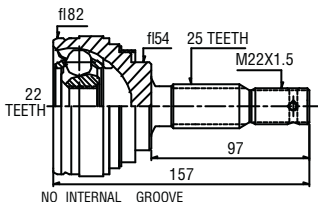


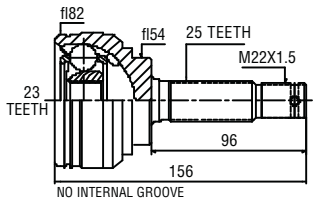




MITSUBISHI

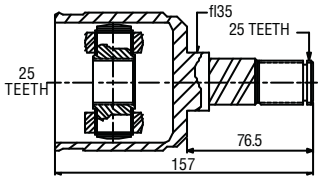

COD. CV JOINT	MODELO / DESCRIPCION	KIT	MEDIDAS
MI-0002 	MITSUBISHI LANCER TODOS WAGON	9127 K.	 Fabrica 
MI-0005 	MITSUBISHI GALANT 4 CIL.	9126 K.	 Fabrica 
MI-0008 	DODGE RAM 50 (D 50) AWD Front (79-86) MONTERO AWD Front (83-86) PICKUP AWD Front (83-86)	8021 K.	 Fabrica 
MI-0017 	DODGE COLT 2WD 1.5L (93-96) EAGLE SUMMIT 2WD 1.5L 4-Cyl Coupe / Sedan Non-ABS (93-96) MITSUBISHI MIRAGE 1.5L 4-Cyl (93-96) PLYMOUTH COLT 2WD 1.5L (93-96)	9105 K.	 Fabrica 
MI-0057 	EAGLE SUMMIT 2WD 1.8L 4-Cyl Coupe / Sedan Non-ABS (93-96) PLYMOUTH COLT 1.8L 2wd Non-ABS (93-96)	9105 K.	 Fabrica 

ABS Ready

MITSUBISHI

COD. CV JOINT	MODELO / DESCRIPCION	KIT	MEDIDAS
MI-0058 	DODGE D-50 Non-1990-1991 3.0L (87-93) RAIDER AWD Front (87-89) MITSUBISHI MONTERO AWD Front Non-M/T 1989 - 1991 (87-91)	8021 K.	 Fabrica
MI-0062 	MITSUBISHI LANCER (INT'L) 2.0L E55A w/4G63 Non-ABS (92-95)	9124 K.	 Fabrica
MI-0104 	DODGE COLT 2WD Front 2.4L Vista A/T (92-93) EAGLE SUMMIT 2.4L 4-Cyl Wagon A/T (92) SUMMIT 2WD 2.4L 4-Cyl Wagon A/T Non-ABS (93-96) MITSUBISHI ECLIPSE 2WD 2.4L 4-Cyl Non-Turbo Non-ABS (96-99) EXPO 2.4L 4-Cyl A/T (92-93) PLYMOUTH GALANT 2.4L 4-Cyl Non-ABS (94-98) COLT 2WD Front 2.4L Vista A/T (92-93)	9121 K.	 Fabrica
MI-0105 	CHRYSLER SEBRING (FJ-Body) 2.0L 4-Cyl Coupe A/T Non-ABS (95-99) SEBRING (FJ-Body) 2.5L 6-Cyl Coupe Non-ABS (95-99) SEBRING (FJ-Body) Coupe Non-ABS (00) DODGE AVENGER (FJ-Body) 2.0L 4-Cyl A/T Non-ABS (95-99) AVENGER (FJ-Body) 2.0L 4-Cyl M/T Non-ABS (95-99) AVENGER (FJ-Body) 2.5L 6-Cyl Non-ABS (95-99) AVENGER (FJ-Body) Non-ABS (00) EAGLE TALON 2.0L Non-Turbo (93) TALON 2WD 1.8L M/T (90-92)	8026 K.	 Fabrica
MI-0504 	DODGE COLT 1.8L 2WD ABS (Both Side) (93-96) COLT 1.8L 2WD Non-ABS (Both Side) (93-96) COLT 2WD Front Vista (Both Side) (84-90) EAGLE SUMMIT 1.6L A/T (Both Side) (89-90) SUMMIT 1.6L M/T (Both Side) (89-90) TALON 2.0L Non-Turbo (Both Side) (93) TALON 2WD 1.8L M/T (Both Side) (90-92) TALON AWD Front (PsgrSide) (93) TALON AWD Front M/T (PsgrSide) (90-92) HYUNDAI ELANTRA 1.6L DOHC M/T (PsgrSide) (92-95)	8046 K.	 Fabrica

MITSUBISHI

COD. CV JOINT	MODELO / DESCRIPCION	KIT	MEDIDAS
<p>MI-0505</p> 	<p>DODGE COLT 2WD Front 2.4L Vista A/T (Both Side) (92-93) COLT AWD Front Vista (PsgrSide) (85-87)</p> <p>EAGLE SUMMIT 2.4L 4-Cyl Wagon A/T (Both Side) (92) SUMMIT 2WD 2.4L 4-Cyl Wagon A/T Non-ABS (Both Side) (93-96)</p> <p>HYUNDAI SONATA 2.0L 4-Cyl ABS (PsgrSide) (92-94) SONATA 2.0L 4-Cyl ABS Ready (PsgrSide) (92-94) SONATA 2.4L 4-Cyl (PsgrSide) (89-91)</p> <p>MITSUBISHI CORDIA 1.8L 4-Cyl Turbo (PsgrSide) (84-88) EXPO 2.4L 4-Cyl A/T (Both Side) (92-93)</p>	<p>8046 K.</p>	 <p>Fabrica</p> 