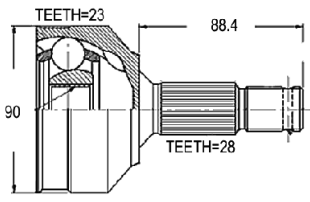

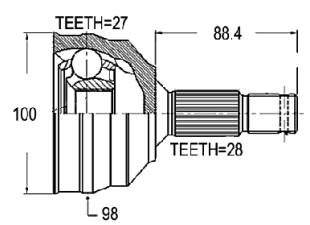

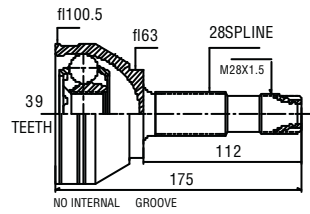
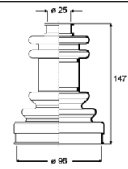

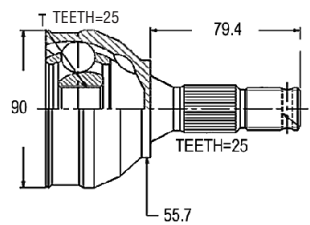
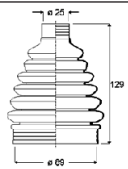

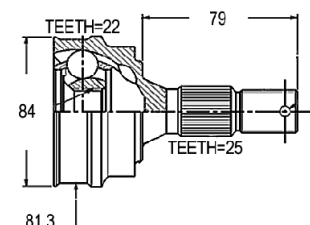
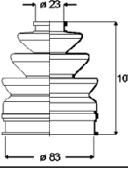

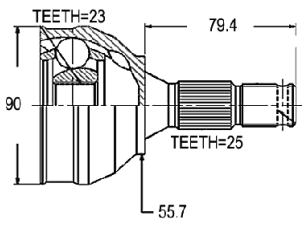
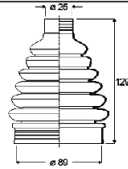

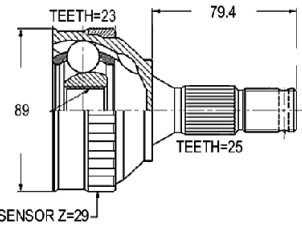
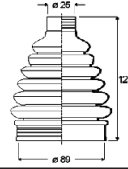

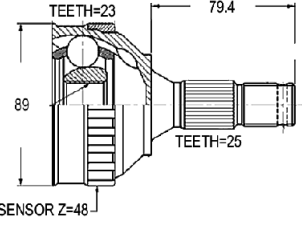
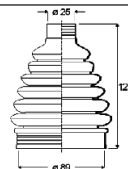

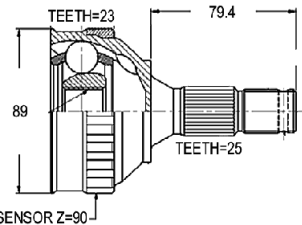
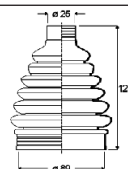

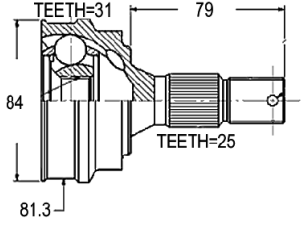




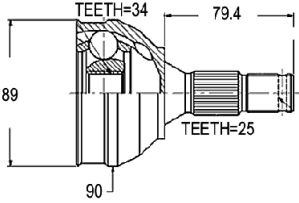
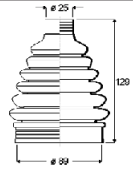

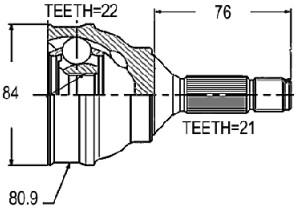
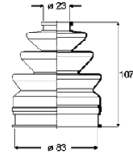

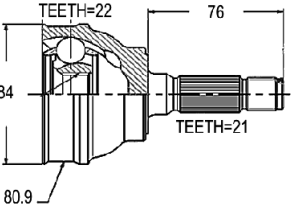
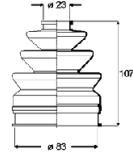

## PEUGEOT

COD. CV JOINT	MODELO / DESCRIPCION	KIT	MEDIDAS
<b>PG-0179</b> 	<b>PEUGEOT</b> 605 2.0 L		Fabrica 
<b>PG-0180</b> 	<b>PEUGEOT</b> 605 3.0 L		Fabrica 
<b>PG-3005</b> 	<b>BOXER</b> (28/39 estrias)	<b>3005 K</b>	 Fabrica 
<b>PG-3009</b> 	<b>PEUGEOT</b> 405 25 ESTRIAS	<b>3306 K</b>	 Fabrica 
<b>PG-3010</b> 	<b>PEUGEOT</b> 405 22 ESTRIAS	<b>3010 K</b>	 Fabrica 

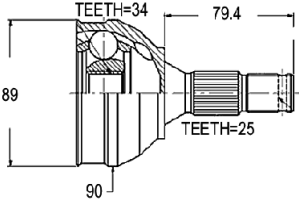
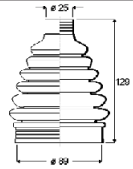

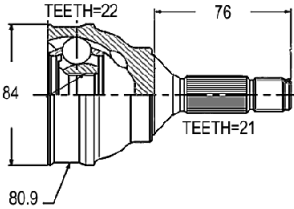
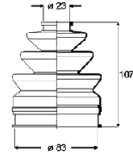

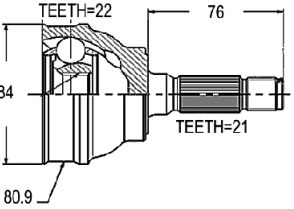
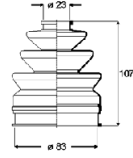
## PEUGEOT

COD. CV JOINT	MODELO / DESCRIPCION	KIT	MEDIDAS
<b>PG-3011</b> 	<b>PEUGEOT</b> 306-405-406 23 ESTRIAS	<b>3306 K</b>	 Fabrica 
<b>PG-3011A</b> 	<b>PEUGEOT</b> 306-405-406 23 ESTRIAS ABS 29 DIENTES	<b>3306 K</b>	 Fabrica 
<b>PG-3011B</b> 	<b>PEUGEOT</b> 306-405-406 23 ESTRIAS ABS 48 DIENTES	<b>3306 K</b>	 Fabrica 
<b>PG-3011C</b> 	<b>PEUGEOT</b> 306-405-406 23 ESTRIAS ABS 90 DIENTES	<b>3306 K</b>	 Fabrica 
<b>PG-3012</b> 	<b>PEUGEOT</b> 405 31 ESTRIAS	<b>3010 K</b>	 

## PEUGEOT

COD. CV JOINT	MODELO / DESCRIPCION	KIT	MEDIDAS
<p><b>PG-3013</b></p> 	<p><b>PEUGEOT</b> 306-405-406 34 ESTRIAS</p>	<p><b>3306 K</b></p>	 <p>Fabrica</p> 
<p><b>PG-3014</b></p> 	<p><b>PEUGEOT</b> 206</p>	<p><b>3015 K</b></p>	 <p>Fabrica</p> 
<p><b>PG-3015</b></p> 	<p><b>PEUGEOT</b> 205</p>	<p><b>3015 K</b></p>	 <p>Fabrica</p> 

## PEUGEOT

COD. CV JOINT	MODELO / DESCRIPCION	KIT	MEDIDAS
<p><b>PG-3013</b></p> 	<p><b>PEUGEOT</b> 306-405-406 34 ESTRIAS</p>	<p><b>3306 K</b></p>	 <p>Fabrica</p> 
<p><b>PG-3014</b></p> 	<p><b>PEUGEOT</b> 206</p>	<p><b>3015 K</b></p>	 <p>Fabrica</p> 
<p><b>PG-3015</b></p> 	<p><b>PEUGEOT</b> 205</p>	<p><b>3015 K</b></p>	 <p>Fabrica</p> 