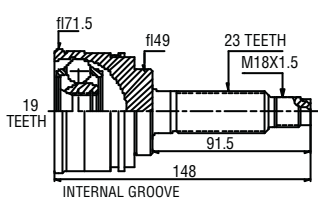


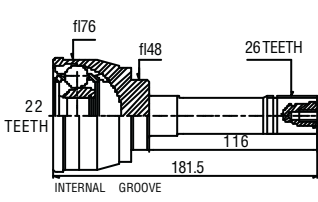


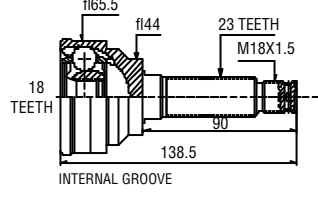


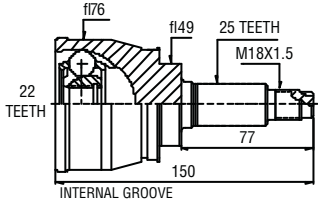


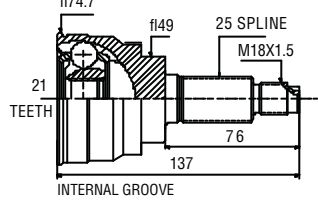


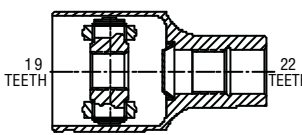
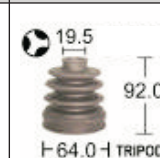

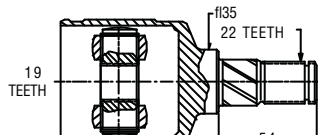




SUZUKI

| COD. CV JOINT | MODELO / DESCRIPCION | KIT | MEDIDAS |
|---|--|---------------|---|
| SK-0024  | GEO SUZUKI METRO (M-Body) Non-Hatchback (89-94) SWIFT 1.3L 4-Cyl SOHC Non-GT or GTI (89-94) | 9423 K |  Fabrica  |
| SK-0025  | GEO SUZUKI TRACKER (J1 Series) AWD Front (89-98) INTERNATIONAL APPLICATION Non-ABS () SIDEKICK 1.6L 4-Cyl Front (96-98) SIDEKICK Front (89-95) | 8027 K |  Fabrica  |
| SK-0026  | SUZUKI ALTO (INT'L) All (86-89) FRONTE (INT'L) All (86-88) | 9423 K |  Fabrica  |
| SK-0027  | SUZUKI SWIFT 1.3L 4-Cyl DOHC GT or GTI (89-94) | 9427 K |  Fabrica  |
| SK-0055  | SUZUKI BALENO (INT'L) 1.8L Non-ABS (99-00) ESTEEM 1.8L 4-Cyl Non-ABS (99-01) | 9427 K |  Fabrica  |

SUZUKI

| COD. CV JOINT | MODELO / DESCRIPCION | KIT | MEDIDAS |
|---|---|----------------------|---|
| <p>SK-0550</p>  | <p>GEO METRO (M-Body) 1.3L 4-Cyl M/T 4-Door ABS (PsgrSide) (95-00) METRO (M-Body) 1.3L 4-Cyl M/T 4-Door Non-ABS (PsgrSide) (95-00)</p> <p>SUZUKI SWIFT 1.3L 4-Cyl SOHC Non-GT or GTI (PsgrSide) (89-94)</p> | <p>8030 K</p> |  <p>Fabrica</p>  |
| <p>SK-0552</p>  | <p>CHEVROLET SPRINT All (Both Side) (85-88) METRO (M-Body) 1.0L 3-Cyl M/T 2-Door ABS (Both Side) (95-00) METRO (M-Body) 1.0L 3-Cyl M/T 2-Door Non-ABS (Both Side) (95-00) METRO (M-Body) 1.3L 4-Cyl M/T 4-Door ABS (DrvSide) (95-00) METRO (M-Body) 1.3L 4-Cyl M/T 4-Door Non-ABS(DrvSide) (95-00) METRO (M-Body) A/T ABS (Both Side) (95-00) METRO (M-Body) A/T Non-ABS (Both Side) (95-00)</p> | <p>8030 K</p> |  <p>Fabrica</p>  |
| | | | |
| | | | |
| | | | |
| | | | |