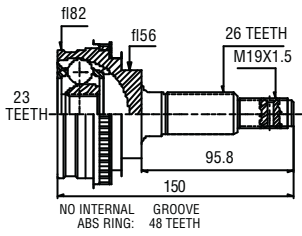


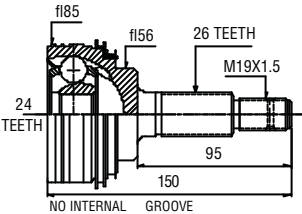


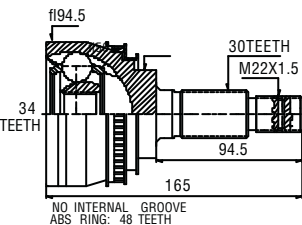


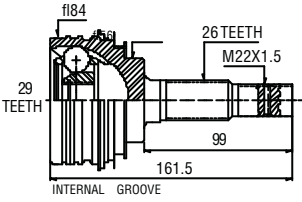


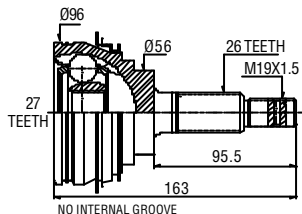




TOYOTA

COD. CV JOINT	MODELO / DESCRIPCION	KIT	MEDIDAS
TO-0001  <p>23 TEETH f182 f156 26 TEETH M19X1.5 95.8 150 NO INTERNAL GROOVE ABS RING: 48 TEETH</p>	TOYOTA COROLLA 2WD Station Wagon (91-92) COROLLA DX & SR5 & Sedan (88-92) COROLLA FX A/T (86-88) COROLLA Gas (84-87) MR2 Rear A/T (86) TERCEL All (89-90) TERCEL Sedan & Lift Back (87-88)	9692 K.	 <p>22.0 88.0 78.0</p> <p>Fabrica</p> 
TO-0002  <p>24 TEETH f185 f156 26 TEETH M19X1.5 95 150 NO INTERNAL GROOVE</p>	GEO TOYOTA PRIZM GSI (19 MM) (89-92) CAMRY 2.0L 4-Cyl A/T (Japan Production) (87-89) CAMRY 2.0L 4-Cyl A/T Non-ABS (Japan Production) (90-91) CAMRY All (83-86) CELICA GT & ST Models (86-89) COROLLA AWD Front Wagon (88-92) COROLLA Diesel (84-87) MR2 Rear Axle (85) MR2 Rear M/T (86)	9690 K.	 <p>25.0 97.0 78.8</p> <p>Fabrica</p> 
TO-0013A  <p>34 TEETH f194.5 30 TEETH M22X1.5 94.5 165 NO INTERNAL GROOVE ABS RING: 48 TEETH</p> <p>ABS Ring Installed</p>	LEXUS TOYOTA ES 300 GKN Design ABS (92-96) AVALON ABS (95-96) CAMRY 3.0L 6-Cyl ABS (USA Production) (92-96)	9600 K.	 <p>26.0 96.0 90.0</p> <p>Fabrica</p> 
TO-0016  <p>29 TEETH f184 f161 26 TEETH M22X1.5 99 161.5 INTERNAL GROOVE</p>	GEO TOYOTA PRIZM Non-ABS (93-97) COROLLA Non-ABS (93-01)	9605 K.	 <p>24.0 135.0 77.0</p> <p>Fabrica</p> 
TO-0050  <p>27 TEETH Ø96 Ø56 26 TEETH M19X1.5 95.5 163 NO INTERNAL GROOVE</p>	LEXUS TOYOTA ES 250 All (90-91) CAMRY 2.5L 6-Cyl (Japan Production) (88-89) CAMRY 2.5L 6-Cyl Non-ABS (Japan Production) (90-91) CAMRY AWD Front (90-91) CAMRY AWD Front LE (88-89) CAMRY AWD Front Non-LE (88-89) CELICA AWD Front (88-93) PREVIA Non-ABS (91-97)	9600 K.	 <p>26.0 96.0 90.0</p> <p>Fabrica</p> 

TOYOTA

COD. CV JOINT	MODELO / DESCRIPCION	KIT	MEDIDAS
<p>TO-0052A</p> <p>ABS Ring Installed</p>	<p>LEXUS TOYOTA</p> <p>ES 300 Toyota Design ABS (92-96) CAMRY 3.0L 6-Cyl ABS (Japan Production) (92-96)</p>	<p>9600 K.</p>	<p>Fabrica</p>
<p>TO-0053</p>	<p>TOYOTA</p> <p>CAMRY 2.0L 4-Cyl M/T Non-ABS (90-91) CELICA GT & GTS Model w/5SFE engine Non-ABS (90-93)</p>	<p>9686 K.</p>	<p>Fabrica</p>
<p>TO-0058</p>	<p>TOYOTA</p> <p>4RUNNER AWD Front Non-ABS (86-95) PICKUP AWD Front (86-92) PICKUP AWD Front Non-T100 Non-ABS (94-95) T100 AWD Front (93-98)</p>	<p>8100 K.</p>	<p>Fabrica</p>
<p>TO-0062</p> <p>ABS Ready</p>	<p>GEO TOYOTA</p> <p>PRIZM GSI (22 MM) (89-92) CELICA GT A/T Non-ABS or ABS Ready (94-97) CELICA GT M/T Non-ABS or ABS Ready (94-97) CELICA ST Non-ABS or ABS Ready (94-97) RAV4 AWD Front ABS Ready or Non-ABS (96-00)</p>	<p>9662 K.</p>	<p>Fabrica</p>
<p>TO-0062A</p> <p>ABS Ring Installed</p>	<p>TOYOTA</p> <p>CELICA GT A/T ABS (94-97) CELICA GT M/T ABS (94-97) CELICA ST ABS (94-97) RAV4 AWD Front ABS (96-00)</p>	<p>9662 K.</p>	<p>Fabrica</p>