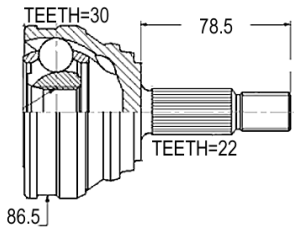
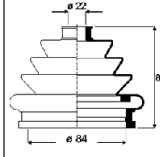

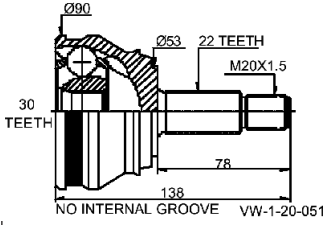
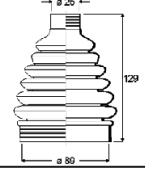

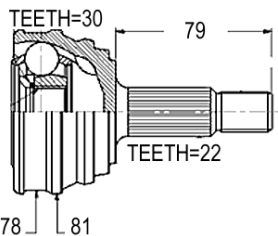
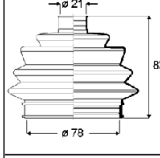

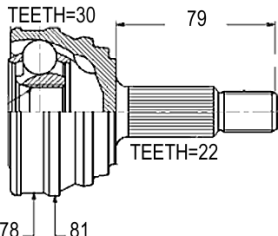
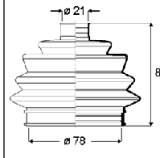

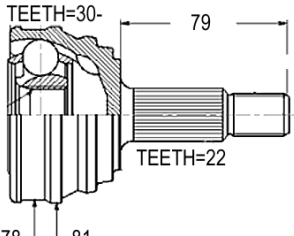
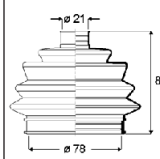



VOLKSWAGEN

COD. CV JOINT	MODELO / DESCRIPCION	KIT	MEDIDAS
VW-0050 	VOLKSWAGEN CORRADO 6-Cyl (92) CORRADO All (93-94) GOLF 6-Cyl GTi VR6 Engine (95-96) JETTA III 6-Cyl GTi VR6 Engine (93-96) PASSAT 6-Cyl incl. Wagon (93-97)	9750 K.	<p>Fabrica</p>
VW-0228 	VOLKSWAGEN TRANSPORTER 95/ ...	9722 K.	<p>Fabrica</p>
VW-0236 	VOLKSWAGEN TRANSPORTER Non-ABS (90-94)	9722 K.	<p>Fabrica</p>
VW-4022 	WOLKSWAGEN POINTER 1600 cc.	4022 K.	<p>Fabrica</p>
VW-4023 	VOLKSWAGEN POINTER 1800 cc.	4023 K.	<p>Fabrica</p>

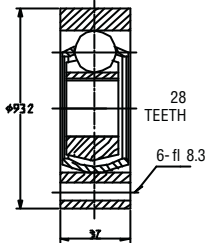
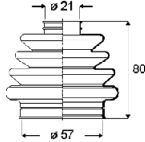

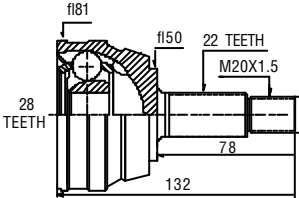
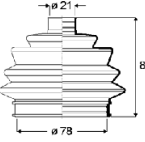
VOLKSWAGEN

COD. CV JOINT	MODELO / DESCRIPCION	KIT	MEDIDAS
VW-4025 	WOLKSWAGEN QUANTUM, GOL 200 CC	4025 K.	 Fabrica 
VW-7009 	WOLKSWAGEN GOLF GL- GLI-GTI-DIESEL / POLO DIESEL	7009 K.	 Fabrica 
VW-7010 	WOLKSWAGEN GACEL 1600	7010 K.	 Fabrica 
VW-7015 	WOLKSWAGEN GACEL 1,8 GOL- CARAT - SENDA	7015 K.	 Fabrica 
VW-7016 	WOLKSWAGEN POLO NAFTA SEAT CORDOBA INCA	7016 K.	 Fabrica 

VOLKSWAGEN

COD. CV JOINT	MODELO / DESCRIPCION	KIT	MEDIDAS
VW-7020 	WOLKSWAGEN GACEL 1600 cc.	7020 K. 2020 K. (c/chapa)	 Fabrica
VW-7024 	WOLKSWAGEN GACEL 1.8 GOL- CARAT - SENDA	7020 K. 2020 K. (c/chapa)	 Fabrica
VW-7025 	WOLKSWAGEN KOMBI	7025 K. 2025 K. (c/chapa)	 Fabrica
VW-7029 	WOLKSWAGEN GOLF - POLO DIESEL	7029 K. 2029 K. (c/chapa)	 Fabrica
VW-7034 	WOLKSWAGEN POINTER - QUANTUM	7034 K. 2034 K. (c/chapa)	 Fabrica

VOLKSWAGEN

COD. CV JOINT	MODELO / DESCRIPCION	KIT	MEDIDAS
<p>VW-7035</p> 	<p>WOLKSWAGEN GOL 1000 LADO CAJA</p>	<p>7020 K. 2020 K. (c/chapa)</p>	 <p>Fabrica</p> 
<p>VW-7048</p>  <p>NO INTERNAL GROOVE</p>	<p>WOLKSWAGEN GOL 1000 LADO RUEDA</p>	<p>7015 K.</p>	 <p>Fabrica</p> 